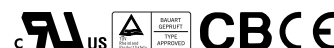




■ Features :

- Auto switched 88 ~ 264VAC input
- Built-in passive PFC choke
- Protections: Short circuit/Over load/Over voltage/Over temperature
- Forced air cooling by built-in DC fan
- Built-in cooling Fan ON-OFF control
- LED indicator for power on
- Fixed switching frequency at 75KHz
- 2 years warranty

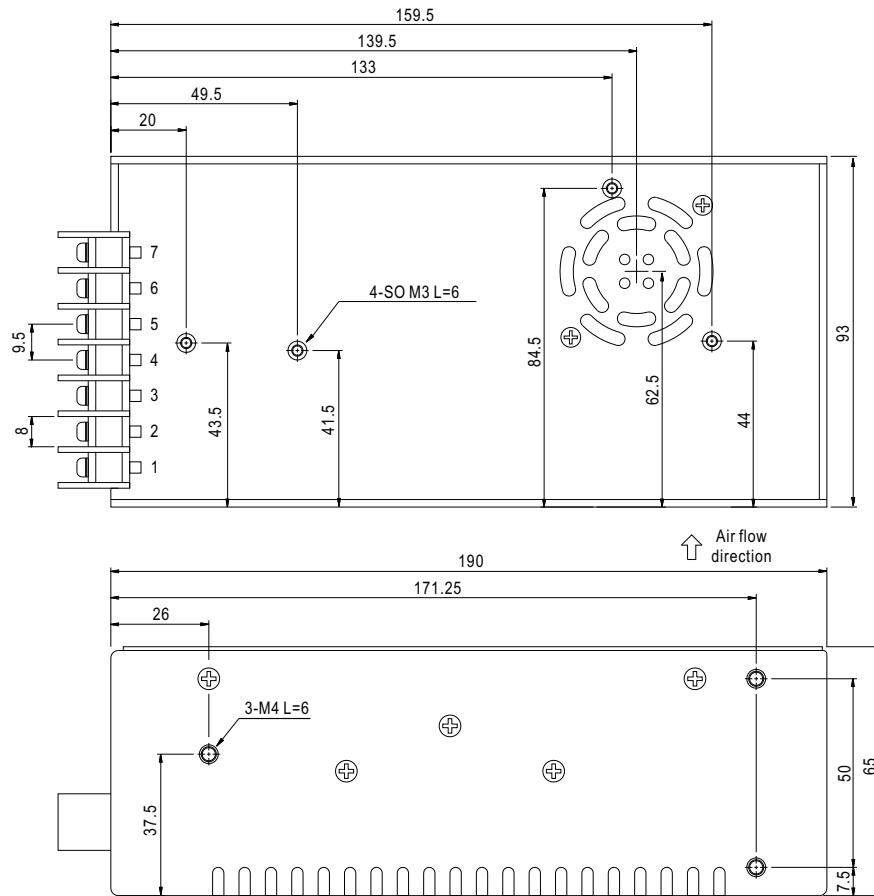


SPECIFICATION

MODEL	S-240-5	S-240-7.5	S-240-12	S-240-15	S-240-24	S-240-30	S-240-48	
OUTPUT	DC VOLTAGE	5V	7.5V	12V	15V	24V	30V	48V
	RATED CURRENT	40A	30A	18A	15A	10A	8A	5A
	CURRENT RANGE	0 ~ 40A	0 ~ 30A	0 ~ 18A	0 ~ 15A	0 ~ 10A	0 ~ 8A	0 ~ 5A
	RATED POWER	200W	225W	216W	225W	240W	240W	240W
	RIPPLE & NOISE (max.) Note.2	150mVp-p	200mVp-p	150mVp-p	150mVp-p	180mVp-p	180mVp-p	240mVp-p
	VOLTAGE ADJ. RANGE	4.5 ~ 5.8V	6 ~ 9V	10 ~ 14V	12 ~ 18V	20 ~ 28V	27 ~ 33V	41 ~ 56V
	VOLTAGE TOLERANCE Note.3	±2.0%	±2.0%	±1.0%	±1.0%	±1.0%	±1.0%	±1.0%
	LINE REGULATION	±0.5%	±0.5%	±0.5%	±0.5%	±0.5%	±0.5%	±1.0%
	LOAD REGULATION	±1.0%	±1.0%	±0.5%	±0.5%	±0.5%	±0.5%	±1.0%
	SETUP, RISE TIME	1000ms, 20ms at full load						
HOLD TIME (Typ.)	36ms at full load							
INPUT	VOLTAGE RANGE	88 ~ 132VAC / 176 ~ 264VAC auto switch						248~370VDC
	FREQUENCY RANGE	47 ~ 63Hz						
	EFFICIENCY (Typ.)	78%	80%	82%	83%	84%	85%	87%
	AC CURRENT (Typ.)	5A/115VAC	2.5A/230VAC					
	INRUSH CURRENT (Typ.)	15A/115VAC	30A/230VAC					
	LEAKAGE CURRENT	<2mA / 240VAC						
PROTECTION	OVER LOAD	105 ~ 135% rated output power Protection type : Hiccup mode, recovers automatically after fault condition is removed.						
	OVER VOLTAGE	6 ~ 7V	9.4 ~ 10.9V	14.4 ~ 16.8V	18.5 ~ 21.5V	31.2 ~ 36V	34.5 ~ 40.5V	57.6 ~ 67.2V
		Protection type : Hiccup mode, recovers automatically after fault condition is removed.						
FUNCTION	FAN CONTROL, O.T.P.	RT1 ≥ 40°C FAN ON, ≤ 35°C FAN OFF, ≥ 70°C output shutdown						
ENVIRONMENT	WORKING TEMP.	-10 ~ +60°C (Refer to output load derating curve)						
	WORKING HUMIDITY	20 ~ 90% RH non-condensing						
	STORAGE TEMP., HUMIDITY	-20 ~ +85°C, 10 ~ 95% RH						
	TEMP. COEFFICIENT	±0.03%/°C (0 ~ 50°C)						
	VIBRATION	10 ~ 500Hz, 2G 10min./1cycle, 60min. each along X, Y, Z axes						
SAFETY & EMC (Note 4)	SAFETY STANDARDS	UL60950-1, TUV EN60950-1 Approved (7.5V Design refer to TUV EN60950-1)						
	WITHSTAND VOLTAGE	I/P-O/P:3KVAC I/P-FG:1.5KVAC O/P-FG:0.5KVAC						
	ISOLATION RESISTANCE	I/P-O/P, I/P-FG, O/P-FG:100M Ohms/500VDC						
	EMI CONDUCTION & RADIATION	Compliance to EN55022 (CISPR22) Class B						
	HARMONIC CURRENT	Compliance to EN61000-3-2,-3						
	EMS IMMUNITY	Compliance to EN61000-4-2,3,4,5,6,8,11; ENV50204, Light industry level, criteria A						
OTHERS	MTBF	179.3K hrs min. MIL-HDBK-217F (25°C)						
	DIMENSION	190*93*65mm (L*W*H)						
	PACKING	1.2Kg; 12pcs/15.3Kg/0.78CUFT						
NOTE	<ol style="list-style-type: none"> 1. All parameters NOT specially mentioned are measured at 230VAC input, rated load and 25°C of ambient temperature. 2. Ripple & noise are measured at 20MHz of bandwidth by using a 12" twisted pair-wire terminated with a 0.1uf & 47uf parallel capacitor. 3. Tolerance : includes set up tolerance, line regulation and load regulation. 4. The power supply is considered a component which will be installed into a final equipment. The final equipment must be re-confirmed that it still meets EMC directives. 							

Mechanical Specification

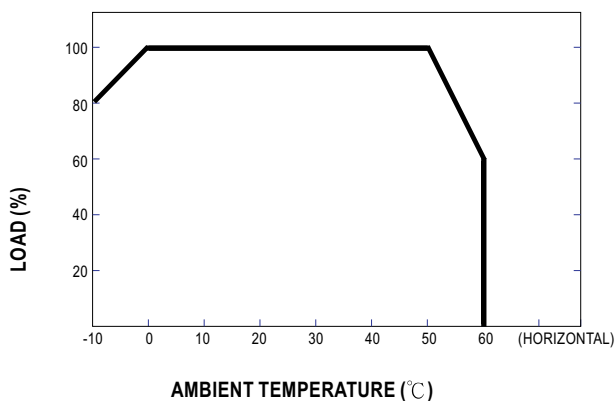
Case No. 911 Unit:mm



Terminal Pin. No Assignment

Pin No.	Assignment	Pin No.	Assignment
1	AC/L	4,5	DC OUTPUT -V
2	AC/N	6,7	DC OUTPUT +V
3	FG \perp		

Output Derating



Static Characteristics (24V)

